

modify

compose

upgrade

GIESEN

cloud based

future proof

precision

modularity

giesen 6

ai driven

the new roasters

inter-activity


giesen 15

discover the new generation of roasting

reimagined for the future

What began as the trusted W6A and W15A has now evolved into the Giesen 6 and Giesen 15: reimagined, modular, cloud-connected machines designed for the future of coffee. With AI-driven precision, interactive controls, and a framework built to adapt, these new roasters carry forward everything you love and add everything you didn't know you needed. A new foundation.

certifications





blueprints in motion

The new Giesen 6 and 15 have been completely redesigned without saying goodbye to the familiar Giesen look. The roasters have been prepared for the future. Equipped with an enormous amount of new technology. Made easier to maintain. The ultimate machine for not only pushing the boundaries of coffee roasting, but transcending them.

Merging craft and control, the Giesen 6 and Giesen 15 represent a new generation of engineering in coffee roasting. Rebuilt from the ground up with modular architecture, advanced thermal stability, and AI-assisted control systems, these machines are designed to evolve. Cloud integration enables remote monitoring and profile management, while an interactive interface brings precision and usability to the forefront. Purpose-built and future-proof. This is engineering shaped by insight and experience.











giesen 6

modularity

giesen 15

sustain your machine

Modularity is at the core of the Giesen 6 and Giesen 15. Whether you're equipping advanced features like drum speed and airflow control, or integrating new software capabilities, upgrades are fast, seamless, and non-disruptive. Hardware additions such as a coffee conveyor to automated valves are designed to extend functionality without overhauling your setup. Our new roasters are more than just a product.



giesen roasting solutions



giesen 6

modern design

giesen 15

a new look

When it comes to the design of the new Giesen 6 and Giesen 15, appearances can be deceptive. Although the exterior still features the classic Giesen design elements, the machine has been completely rebuilt. Beneath the surface, a robust square-tube frame replaces the traditional heavy sheet metal base, offering greater structural integrity, simplified assembly, and long-term durability. Also, the external control cabinet is now fully integrated in the roaster.



giesen 6

interactivity

giesen 15

a revolution in roasting

Software integration characterises the new roasters. They are fully integrated into the Giesen software solutions. This starts with the fact that the roasters are fully controlled through Profiler on or any device of your choice. Roasts and profiles are synchronised with the cloud, allowing every step of your coffee roasts to be viewed and adjusted as required. Interact with your roasts, schedules and profiles from your desk to put them into practice alongside your roaster.



giesen roasting solutions



giesen 6

ai-driven

giesen 15

a new path

New AI capabilities mean you can get more out of your coffee than you ever thought possible. Features such as Bean Temperature Prediction foresee what your roast profile is going to do, giving you, the coffee roaster, tools to help you get the ultimate out of your coffee. You also get the ability to roast on bean temperature. All features that are strongly supported by AI which means they will only get better in the future. It's always an option to use your roaster manually.



giesen 6

precision

giesen 15

as secure as ever

The Giesen 6 and Giesen 15 come standard equipped with a pre-mix gas burner. More efficiency, more precision, more control. Alternatively, the machines can also be equipped with an electric heater, offering flexibility to suit your energy preferences. When you would like to have a 100% convection heating method, the electric Giesen 6 is your roaster. The electric Giesen 15 gives you the option to choose between convection and conduction heat during roasting. Together with all the other comprehensive control features such as drum speed and airflow, full software integration, and AI functionalities, you get the most out of your coffee.



giesen roasting solutions



giesen 6

less is more

giesen 15

efficiency at its maximum

What is new is that the electronic components are fully incorporated in the roasters, eliminating the need for an external control box. They are fully wirelessly controllable via a tablet or other preferred device. Thinking of an external cyclone? No need, as it is fully integrated into the machine as standard. Simply empty the chaff collection tray and you can continue roasting coffee.




15

giesen 15



15





01.



02.



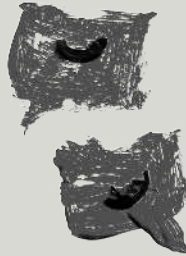
03.



04.



05.



06.



07.



08.

01. modularity

02. a more modern design

03. interactivity

04. the giesen 6

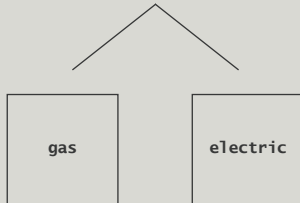
05. the giesen 15

06. ai driven

07. cloud based

08. collaborate

options



+ + +

control package

sensor package

automatic package



drumspeed control

drum sensor

automatic hopper

under-pressure control

ai bean temperature tracking

automatic discharge

cooling control

ai prediction curve

automatic sieve

additional options

color badge giesen.cloud functions
green coffee conveyor emission cleaner
upgrade to ipad air 13" (11" included)

destoner
transportion system

giesen 6

giesen 15

giesen 6

giesen 15



GIESEN
ROASTING SOLUTIONS



giesen 15

Get in touch:
+31 315 681 377
info@giesen.com

giesen 6

giesen 6

Anholtseweg 44
7091HB Dinxperlo
The Netherlands

Industrieweg 13-15
7071CK Ulfst
The Netherlands

Request
a quote



All rights reserved - Giesen 2025 ©

giesen 15

giesen 15

Get in touch or schedule a no-obligation meeting with our specialists today. Or fill out the form and we'll get you all the information you need as soon as possible.

giesen 6

giesen 15

giesen 6